

# Buying a Destination ImagiNation® Membership

## Why you do this:

- To access 2006-07 Team Challenges and Program Materials
- To allow your team to participate in a DI-sanctioned Tournament

## How to do this:

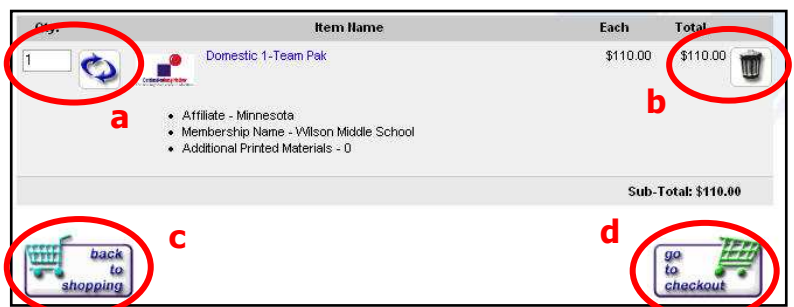
1. Go to **www.ShopDI.org**
2. Click on the **"Purchase Your Membership"** button in the upper right hand corner of the page.



3. Select the membership you wish to purchase by clicking on that membership

4. Select your Affiliate (your state or country) from the drop-down list, and enter a membership name (usually the name of your school or group).
5. Select the quantity of memberships you want. If you need several memberships, you should purchase one or more 5-Team Paks.
6. Select how many additional printed materials you would like. Both 1-Team and 5-Team Paks come with **just one set** of printed materials.
7. Click "Add To My Cart."

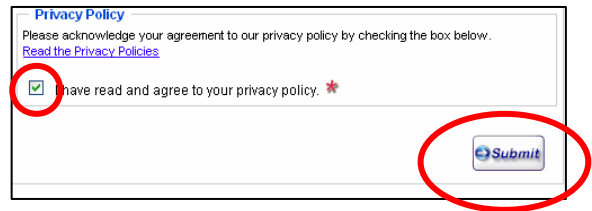
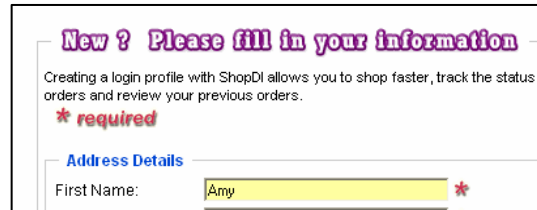
8. The next page you see will be a summary of what is in your shopping cart. Here you can:
  - a. Change the quantity of items you are purchasing
  - b. Remove items from your cart
  - c. Go back to shopping
  - d. Or, continue with your purchase by clicking the **"Go To Checkout"** button.



9. When you go to checkout, you will be asked for your ShopDI account information.

**If you do NOT have a ShopDI account:**

- You must **create an account** by entering your information on this page.
- Fill in blank fields marked with a red asterisk: \* This indicates a required field.
- Click the box to agree to ShopDI's privacy policy before submitting your information.
- When you have entered all of your information, and have read and agreed to the privacy policy, click the **"Submit"** button.



**If you DO have a ShopDI account:**

- You do **not** need to enter all of your information or create a new account. You will SIGN IN by entering your email address and password, and clicking the **"Login"** button.



---

10. **If you created a NEW ACCOUNT:** after you click the **"Submit"** button you will be directed to an informational page. Read this information before clicking the **"Continue"** button to move ahead with your purchase.

---

11. Checkout Step 1: Delivery Address and Method

The address attached to your ShopDI account will appear here. Click the **"Change Address"** button to change your address for shipping.

Click the **"Continue"** button.

---

12. Checkout Step 2: Billing Address and Method

- First, check the box for Terms & Conditions and Shipping & Returns.
- The address attached to your ShopDI account will appear here. Click the **"Change Address"** button to change your address for billing.
- Enter the codes for any gift certificates or discounts you may have in the appropriate fields.
- Select your payment method (credit card, check/money order, purchase order)  
If you are paying by **credit card**, enter your credit card information here.
- Click the **"Continue Checkout"** button.

---

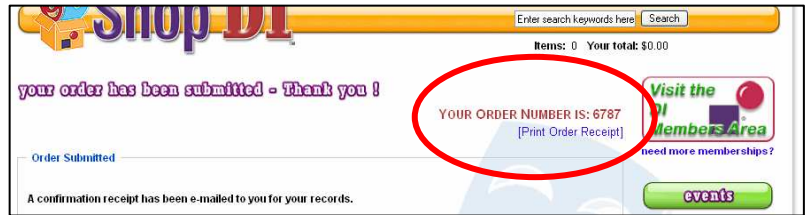
13. Checkout Step 3: Confirm Your Order Details

Check all your information to ensure it is correct, then click the **"Confirm Your Order"** button.

---

#### 14. Order Complete.

After you have confirmed your order, a page will load that gives you your order number, and the option to print an order receipt. You will need the order receipt if you are paying by check or purchase order.



15. If you are paying by **check/money order**, please send your payment and order receipt to:

Destination ImagiNation, Inc.  
PO Box 547  
Glassboro, NJ 08028

If you are paying with a **purchase order**, you can mail or fax your signed purchase order and a copy of your order receipt to: 856-881-3596

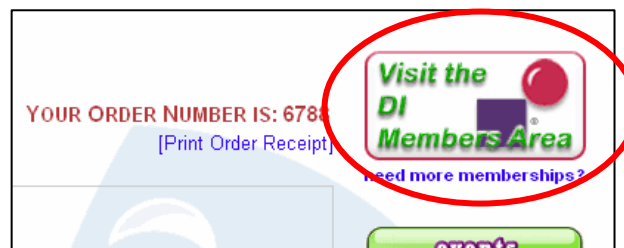
You will receive a confirmation e-mail indicating your order and payment due after checking out.

## I purchased my membership. Now what?

Once payment is received for your membership, you have immediate access to the 2006-07 Challenges and Program Materials. Challenges and materials are available in the DI Members Area on **www.IDODI.org**, and are accessible using ANY email address and a valid membership number (received after payment is processed).

There are three ways to get to the DI Members Area:

1. From your order confirmation page at ShopDI (only available for credit card purchases)
  - Once you have successfully submitted your order and paid using a credit card, you can instantly link to the DI Members Area from your confirmation page.
  - Click the **"Visit the DI Members Area"** button on the upper right.



2. By signing in to ShopDI
  - You can return to ShopDI at any time, sign in using your ShopDI account information, and link to the DI Members Area as directed above.

3. At **www.idodi.org**

